
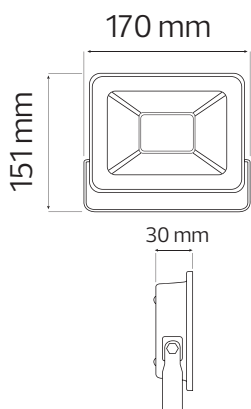


# LED PROJECTOR

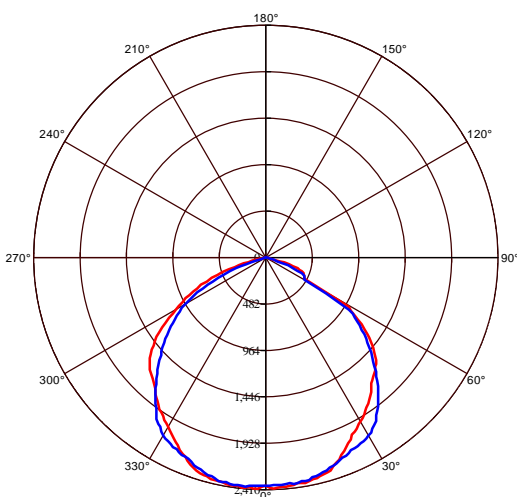
**PARS-30**



## Technical Drawing



## Photometric Diagram




b C0 Plane beam angle(50%)    b C90 Plane beam angle(50%)  
 C0 Plane beam angle(50%):111.8(DEG)    C90 Plane beam angle(50%):107.9(DEG)

## Technical Data

Voltage (V)	220-240V
Product Wattage (W)	30
Equivalence with incandescent lamp(W)	240
Colour Render Index (Ra)	>Ra80
Colour Temperature (K)	2700K - 6400K - Green
Materials	Aluminium Die Casting Body
Protection Class	I
Dimmable	No
EEI	A to A++
Warm-up time up to 60 %of the full light output	Instant Full Light
Luminous Flux (lm)	2400
Luminous Efficacy (lm/W)	80
Rated Life (hrs) ⌚	30.000
IP Rating	65
Power Factor	>0.9
Beam Angle	120°
Starting Time	<0.2s
Number of ON-OFF cycling	x15.000

## Applications

- Stadiums, Outdoor



## Features

- High Lumen and CRI, Good quality & Constant Current driver.
- High heat dissipation, low carbon and environmental protection.
- SMD LED Lamp Base.
- Very low energy consumption.

